

## HERE ARE SEVERAL THINGS YOU CAN DO TO PROTECT AND SAVE WATER!

### IN THE BATHROOM

The largest reduction in personal water usage can be in the bathroom. Two-thirds of the water used in an average home is in the bathroom, mostly for flushing toilets, or taking showers and baths.



Do not use the toilet as a trash can. Flushing tissues, cigarette butts, spiders or anything else that belongs in the trash wastes water. Since flushing the average toilet uses 3 to 4 gallons per flush, it would be like pouring 3 or 4 gallons of water on a little spider or piece of tissue.



Check your toilets for leaks. Place a few drops of food coloring in the tank. Wait 15 minutes, without flushing, to see if the color appears in the bowl. If so, you have a leak. Make repair arrangements immediately. Check for leaks regularly.



If you don't have a low flow toilet, you can make your own "water saver" for the toilet. Remove the label from a 1 liter plastic bottle. Fill the bottom with small stones or sand to weigh it down. Fill the remainder of the bottle with water and put the cap back on. Lift the tank top. Flush the toilet to empty the water out and put the bottle in the tank. You'll save 1 liter of water with each flush.



Don't let the faucet run while you brush your teeth, wash your hands, or shave. Each time you turn off the faucet, you can save 1 to 4 gallons of water!



	FAUCET LEAK (drops/minute)	GALLONS LOST PER MONTH	GALLONS LOST PER YEAR
●	30	84	1,008
●●	60	168	2,016
●●●	90	253	3,036
●●●●	120	337	4,044

Add up all the land that drains into the same waterway, and you have a watershed. Understanding how we impact our watershed is the first step toward protecting water quality.

#### HOW DO POLLUTANTS GET INTO THE RIVER SYSTEM? UNFORTUNATELY, IT IS TOO EASY!

Water from rainfall, snowmelt, and sprinklers moves over land to the nearest storm drain, ditch or creek. Pollutants "hitch a ride" on this water that is running off. From there, the polluted water enters area waterways like Swan Creek, Ottawa River, and the Maumee River, unfiltered and untreated. This runoff can cause a decline in water quality, harming the creatures living in and around the waterway. Contamination of surface and ground water also places our drinking water supplies at risk.

#### TAKE ACTION! YOU CAN PROTECT WATER QUALITY. IT'S EASY...

- Pick a few of the simple steps recommended in this brochure. Try them for a few months. Remember, a few simple changes can make a big difference.
- Share this tip card with a friend or neighbor.
- Get involved in local environmental activities as a member or a volunteer. The Maumee RAP has been working to improve and protect our area waterways for over 20 years. To learn how you can support their efforts or get involved, visit [PartnersForCleanStreams.org](http://PartnersForCleanStreams.org)

### YOU CAN MAKE A DIFFERENCE!

Partners for Clean Streams | P.O. Box 203 | Perrysburg, Ohio 43552 | Phone: 419-874-0727 | [PartnersForCleanStreams.org](http://PartnersForCleanStreams.org)  
Give Water a Hand is a cooperative education effort among Partners for Clean Streams (now supporting the Maumee RAP) and the following:  
Toledo Metropolitan Area Council of Governments (419-241-9155)

Lucas County (419-213-4500)  
City of Oregon (419-698-7047)  
Village of Holland (419-865-7104)  
Village of Ottawa Hills (419-536-1111)  
Village of Whitehouse (419-877-5383)  
Township of Monclova (419-865-7862)  
Township of Springfield (419-865-0239)  
Township of Washington (419-726-8621)  
Ohio Environmental Education Fund  
Ohio Department of Natural Resources



City of Northwood (419-693-9327)  
Village of Haskins (419-823-1911)  
Village of Millbury (419-836-9671)  
Village of Waterville (419-878-8100)  
Township of Jerusalem (419-836-8921)  
Township of Spencer (419-865-2883)  
Township of Sylvania (419-882-0031)  
Township of Waterville (419-878-5176)  
Ohio Environmental Protection Agency  
United States Fish & Wildlife Service

Keep for future reference or recycle.

## TIP CARD NO. 1



tap into  
**MORE**  
savings

saving water saves you money...



Find out how making a few water saving changes around the house and yard can save you money and protect our waterways.

## DID YOU KNOW THAT A SILENT TOILET LEAK CAN WASTE AS MUCH AS 200 GALLONS OF WATER PER DAY?





A FEW SIMPLE WATER SAVING CHANGES WILL SAVE YOU MONEY AND PROTECT OUR LOCAL WATERWAYS. . .






Water saving practices are important in Northwest Ohio, as well as in areas where water is scarce. You are paying for every drop whether it's used or wasted. Conserve water. . . save money. . . and protect our resources!

Leaks in your home could be causing you to waste money. Even the tiniest leak adds up to a lot of lost water in a small amount of time, so it is important to check and maintain your faucets, toilets, and water-using appliances. In addition to checking for leaks, you can also save money by implementing a few simple water saving techniques that will quickly become habit.






### IN THE HOUSE

-  Water plants with the old water from your freshwater fish tanks. It is a good and inexpensive fertilizer high in nitrogen and phosphorus. Pet bowls or kiddie pools work well, too.
-  Insulate hot water pipes – this reduces the amount of water that needs to run before the hot water is delivered.
-  Run full loads of laundry or use the appropriate load size settings. You'll save electricity, as well as water.
-  Be creative! Have a family contest to see who can be the best water conserver.

### IN THE KITCHEN

-  Fill a pitcher with tap water and put it in the fridge. It's faster - and less wasteful - than running the tap every time you want a cold drink of water. Running the faucet can waste 3 to 7 gallons of water per glass of water.
-  Run full loads in the dishwasher. It uses the same amount of water whether it is a full load or just has a few dishes in it. If washing dishes by hand, turn the water off between rinses or partially fill one side of the sink for rinsing only.
-  Don't let the faucet run while you clean vegetables. Rinse them in a stoppered sink or pan of clean water.

### IN THE YARD

-  Wash your car on your lawn. This way you can clean your car and water the grass at the same time. Be sure to turn the hose off between rinses. The best alternative would be to use a commercial car wash. They send the used water to the sanitary sewer for treatment. Either way, you will prevent soap, oil, grease, and metals from getting into your local river, stream or ditch.
-  If you water your lawn, one inch a week is all it needs. If you have a sprinkler system, install rain sensors. Be sure to adjust the sprinklers so only the lawn is watered and not the house, sidewalk or driveway. Over-watering can damage plants, stimulate fungus, and leach nutrients out of the soil.
-  A good deep watering in the morning or late in the evening reduces evaporation and promotes deep root growth. Frequent shallow watering will result in grass with shallow roots that are not tolerant to extreme weather conditions. Heat and wind will also rob your lawn of water before it can use it. Avoid watering on windy days, so the water will go where you want it.
-  Place a layer of mulch around trees and plants to retain water.
-  Use a broom, instead of a hose, to clean sidewalks and driveways.

Some facts and information from the American Water Works Association and the Huron River Watershed Council.