



Using the Clean Swell App



Partners for Clean Streams is proud to partner with the Ocean Conservancy to bring you the Clean Swell App.

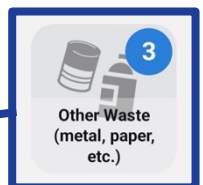
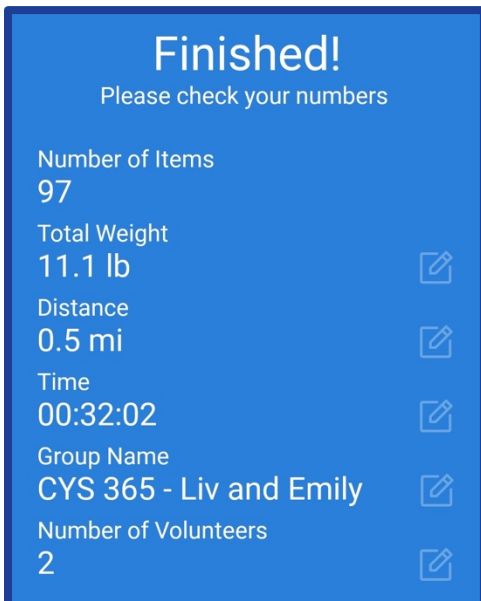
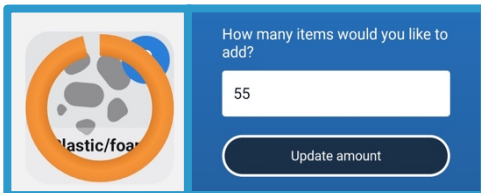
Clean Swell lets you track the results of a waterway cleanups on your phone with the tap of a tile. The app lets you record the items you remove, estimates the weight of trash, tracks distance cleaned, and gives you tools to share your stewardship with the world.

Before your cleanup:

1. Download Clean Swell from the Google Play Store or Apple App Store.
2. Create a profile.

When you're ready to begin your cleanup:

1. Open the app on-site of your cleanup so it can detect your location.
2. Select "Start a new cleanup" on the home screen.
3. Share the number of people participating.
4. Name your group "CYS365 – YourGroupName." You should still put a name here if you're cleaning as an individual or a family. Otherwise, we can't credit you!
5. As you pick up pieces of trash, tap the corresponding button on the screen.
 - a. To add many of the same item, tap and hold a tile to bring up a screen that lets you bulk-add.
 - b. You can also remove items added by mistake with a button on the bulk-add screen.
6. Once you're done, scroll to the bottom of the item collection screen and select "Finish this cleanup" while on-site. Otherwise, the app will continue to note your location and think you were cleaning during your entire walk or drive back home!
7. Review your information.
 - a. Edit the estimated weight of your trash if it doesn't look right. Especially if you removed many items in the "other waste" category, (a.k.a. miscellaneous items without a specific corresponding tile) you'll need to manually update the weight for accuracy.
 - b. If you accidentally left the app running while not on-site at your clean-up, edit the distance to reflect how far you actually cleaned.
8. Tap "Save & Return Home" to submit your results.
9. Clean Swell will send you a thank-you email. Your data will appear as part of the Ocean Conservancy's marine debris database!





Clean Swell FAQ



Q: What does “create a profile” mean? Does this app share my information?

A: Creating a profile just gives you a way to log in to the app. Clean Swell does not share your email address or send you spam. In fact, Partners for Clean Streams cannot see the email address you provide, so the only way we know who cleaned up is how you name your group. (e.g. CYS365 – YourGroupName)

Q: I found something unusual that isn't listed on a tile. How do I record this?

A: Tap the tiles for either “Other Plastic Waste” or “Other Waste (metal, paper, etc.)” depending on what the debris is made of. Once you've finished your cleanup, edit the calculated total weight of your trash if needed. We also love to see photos of trash piles of individual unusual items. See below for more on photos.

Q: I found a really big item that isn't listed on a tile. Can I edit the weight of my trash?

A: Clean Swell automatically estimates the weight of your trash based on the items you select, but it can't account for everything you might find! You can easily edit trash weight on the “Review Your Cleanup” screen. For example, if you cleaned up an orange construction barrel, you should add 10 pounds to the calculated weight.

Q: I saw there was a place to upload photos of the trash I picked up. Should I use that feature?

A: Feel free! However, [Partners for Clean Streams cannot see any photos you submit using the app.](#) These photos are only available to individuals who maintain the Ocean Conservancy database. If you want to share a photo, email it to us at admin@partnersforcleanstreams.org. In your email, let us know the name of your group, and where and when you cleaned up. We also encourage you to post photos on Instagram, Twitter or Facebook. Tag us @PCSMaumee and use #CleanYourStreams419!

Q: What happens if my phone dies mid-cleanup?

A: Once you get a chance to charge your phone and open the app again, if you've opened the app within 24 hours of beginning your clean-up, you will get an option to resume your clean-up where you left off. If you want to share information about a clean-up after 24 hours have passed, on the home screen, scroll to find the option “Record a past clean-up.”

Q: Is Clean Swell the same as the paper data cards?

A: Partners for Clean Streams uses both paper data cards and Clean Swell to measure our positive impact on our waterways. Both are good ways to submit data to the largest marine debris database out there! There are benefits and drawbacks to each method. For example, Clean Swell is convenient when you're on the go, but data cards make it easier to record and describe unusual items found during a cleanup. Which you use is up to personal preference. You can print an International Coastal Cleanup data card from www.PartnersForCleanStreams.org.